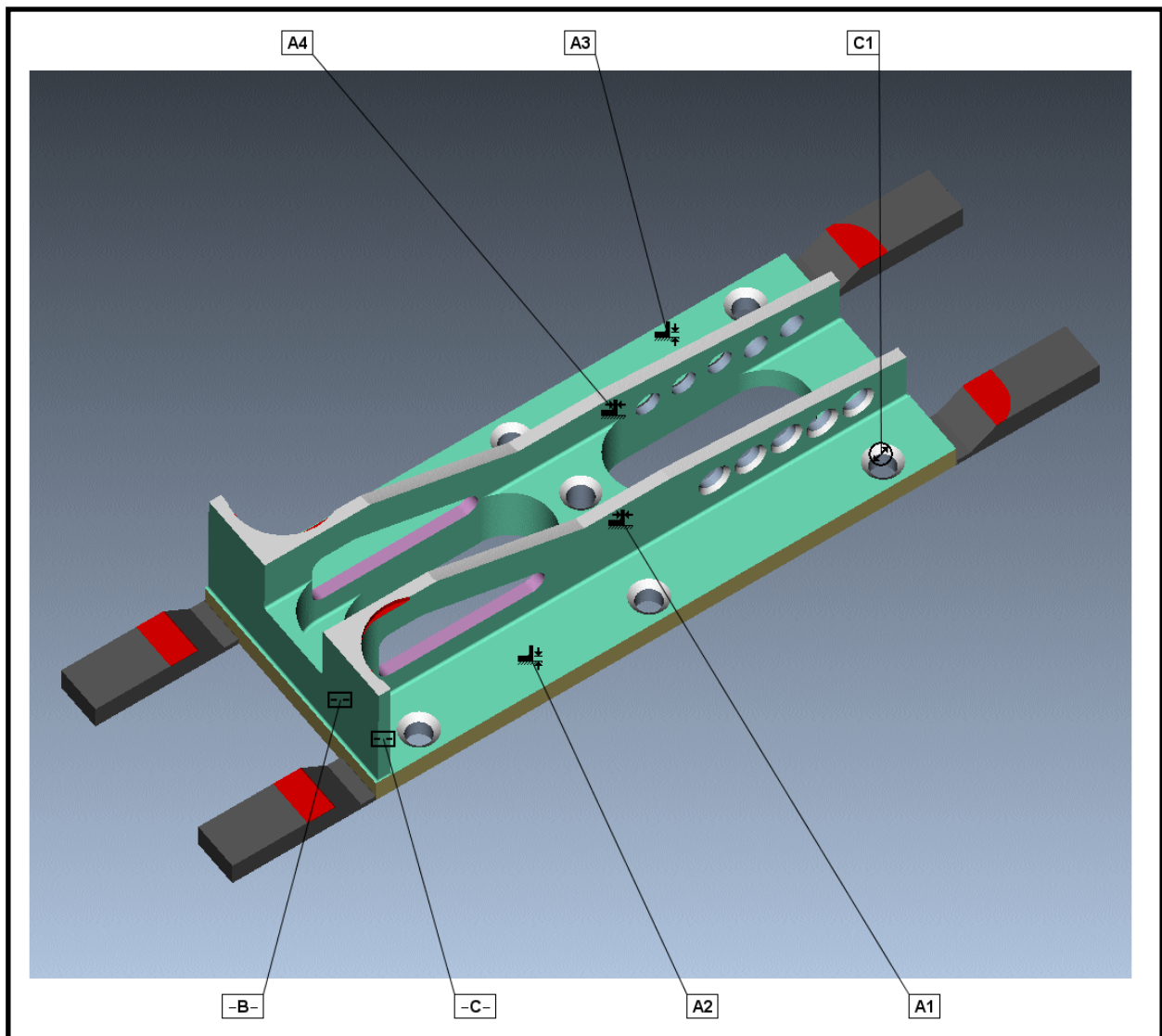


Inspection Instructions

Job Number	P0366406	Part Name	Bracket
Part Number	L574-54302-200	Revision	A
Programmer	Joe Jackson	Date	4/14/04
Machine Operator		Date	
Inspector		Date	



Measure and document all features as shown above.

Part Number

L574-54302-200

Part Number








L574-54302-200

Machine Number

Part Number L574-54302-200

Revision A

Job Number P0366406

Symbol	Feature	Identifier	Instrument	Dimension	Tolerance	Measurement
	Wall Thickness	A1	Snap Caliper	0.2500	±0.0080	
	Floor Thickness	A2	Ultrasonic	0.4800	±0.0080	
	Floor Thickness	A3	Ultrasonic	0.4800	±0.0080	
	Wall Thickness	A4	Snap Caliper	0.2500	±0.0080	
	Datum Plane	B				
	Datum Plane	C				
	Hole Diameter	C1	Plug Gage	0.5000	±0.0080	

1. All process conditions are correct (no deviation).	Yes		No	
2. All material removed (no excess material).	Yes		No	
3. Surface of walls, floors, radii correct (examine for tool marks, chatter, steps, etc.).	Yes		No	

Error Description:

Date

Signature/Stamp

Part Number

L574-54302-200